

PANDJIRIS, INC

5151 Northrup • St. Louis, MO 63110 • (314) 776-6893

QUICKSET GRIPPERS (MODEL "A")

The **Model "A" Quickset Gripper** is a cam operated assembly designed specifically for the welding industry. The gripper incorporates many features that make it especially suitable for the welding environment. These features include single point cam operation of the jaws and adjustable quick change reversible jaws that can be positioned for small and large diameter workpieces. Heavy duty construction and a completely enclosed face plate prevents flux and weld splatter from impairing the operation of the gripper.

Holding Capacity (outside clamping) Diameter	1-1/2" to 27-5/8"
Holding Capacity (inside clamping) Diameter	5-1/2" to 31-1/4"
Chuck Jaws	(3) Self-Centering
Chuck Adjustment	Single Point Screw / Ball Lock Pin
Chuck Adjusting Bar	5/8" Dia. X 20"
Chuck Adj. Force (max. allowable)	1380 in-lb (69 lb. on 20" handle)
Jaws Attachment	Reversible, Quickset Ball Lock Pin
Mounting Holes	(3) for 5/8" Socket Head Cap Screws on 19-1/4" B.C.D.
Weight	250 lb.

Optional Accessories:

For Mounting Gripper to Positioner

Model HE Hardened Jaws, Set of 3

(Jaws have serrated carbide tip inserts for maximum gripping capability)

Model RS Rectangular Jaws, Set of 3

(Circular knurled jaws to grip rectangulars, ovals, square and odd shaped objects)

Model LJ Extended Length Jaws, Set of 3 (7" long) Set of 3 (12" long)

(Extends reach over dished head or appendages)

Model LG Light Gauge Jaws

(For light gauge metal 3/16" thick or less)

Serrated and Hardened Jaws, Set of 3

Terms: Pandjiris, Inc. standard terms and conditions apply, f.o.b. Factory, St. Louis, Missouri, or designated ship point.

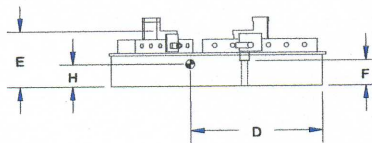
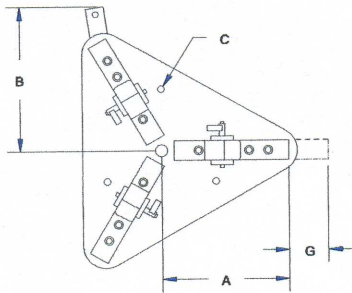
Delivery: Consult Factory

Approximate shipping weight: 250 lbs.

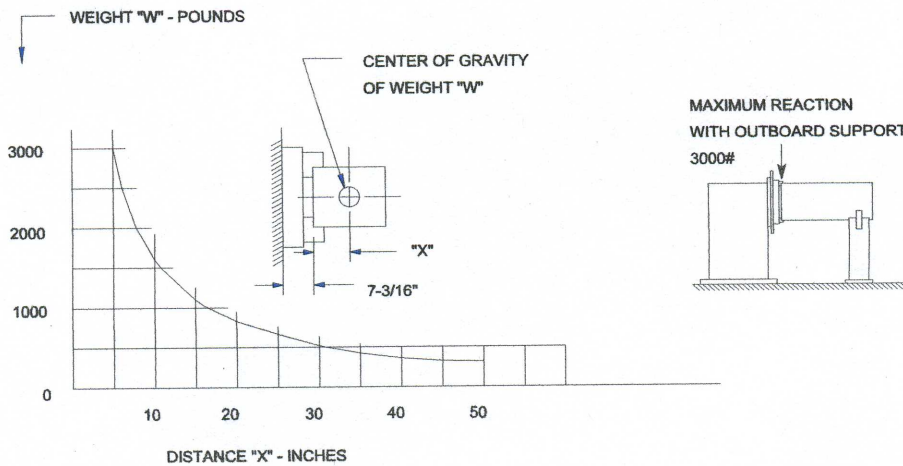
PRICE LIST

For Bulletin No. : GRIP 393
Effective Date : June 6, 1996
Page Number : B-5

**QUICKSET GRIPPER SPECIFICATIONS
 (MODEL "A")**



Clamping Range		I.D.	5-1/2" - 31-1/4"
		O.D.	1-1/2" - 27-5/8"
A	Jaw Bar Clearance	15-1/2"	
B	Crank Handle Clearance	18"	
C	Bolt Center Spacing	19-1/4"	
D	Frame Swing Clearance	15-1/8"	
E	Jaw Face Offset	7-3/16"	
F	Bolt Hole Length	3-7/8"	
G	Jaw Stroke	2-1/4"	
H	C.G. Location	3-3/8"	



Terms: Pandjiris, Inc. standard terms and conditions apply, f.o.b. Factory, St. Louis, Missouri, or designated ship point.

Delivery: Consult Factory

Approximate shipping weight: 250 lbs.

PRICE LIST	
For Bulletin No.	: GRIP 393
Effective Date	: Nov. 1, 2000
Page Number	: B-6